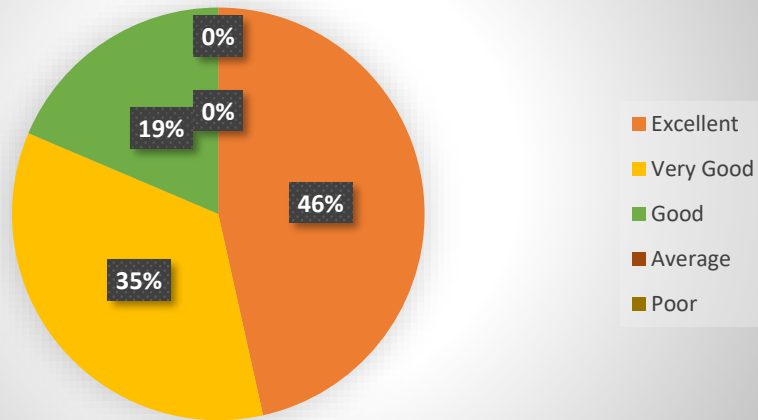
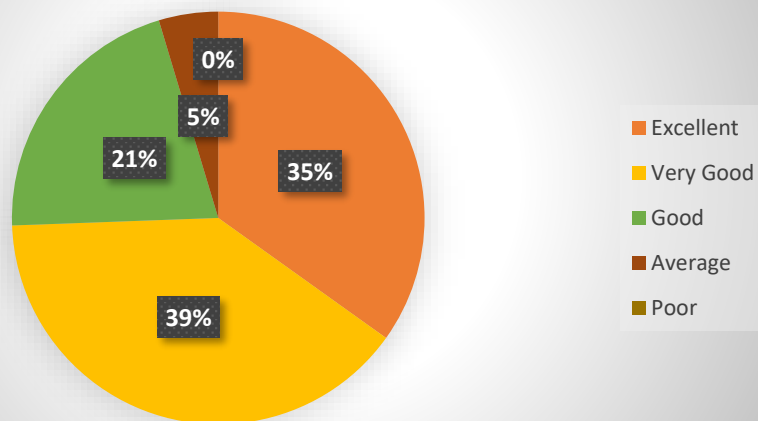


Parent's Feedback 2022-23 (Offline)

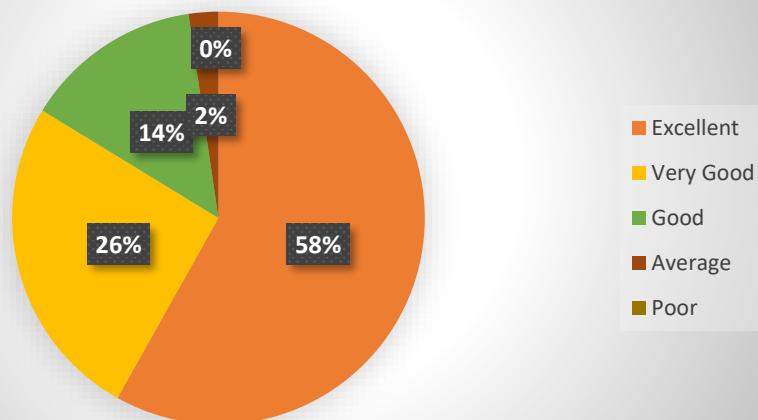
a. Security of the ward



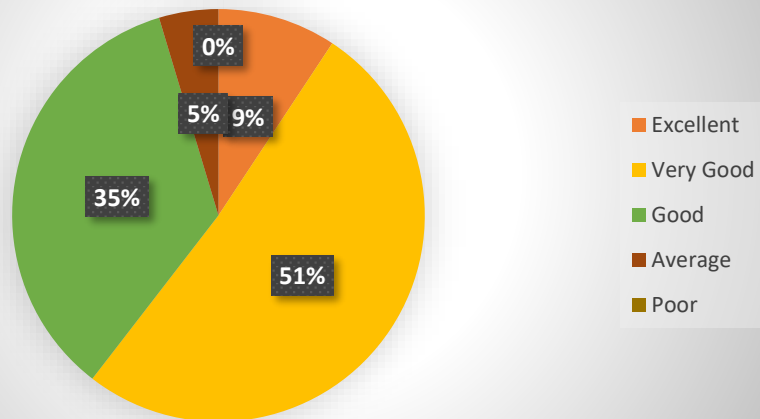
b. Discipline



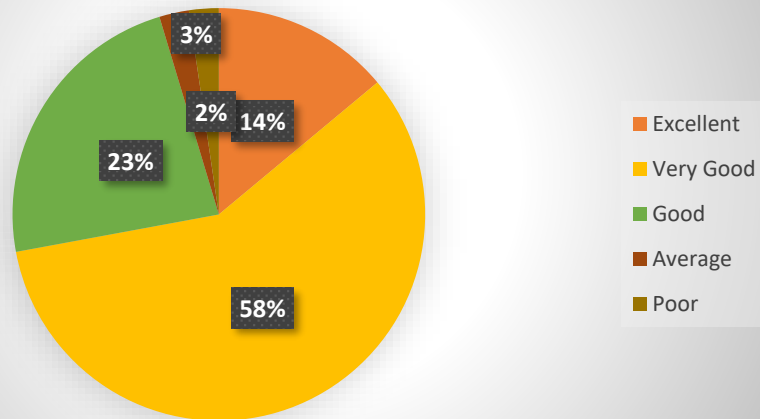
c. Quality of teaching



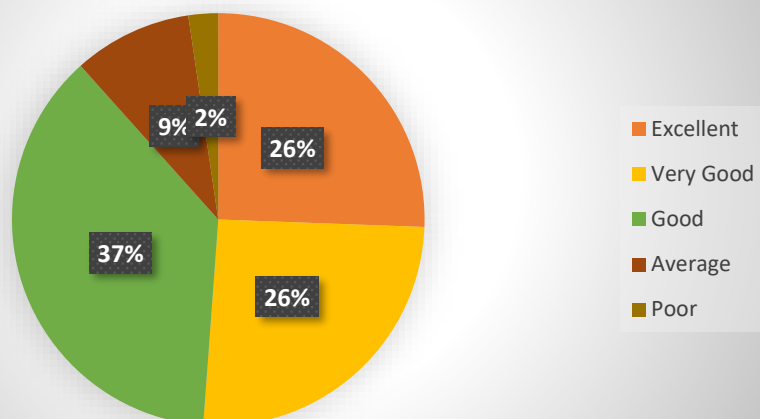
d. Extra curricular activity



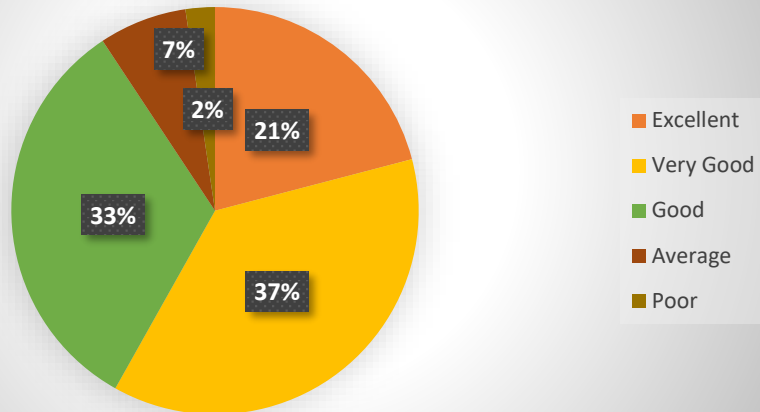
e. Campus atmosphere



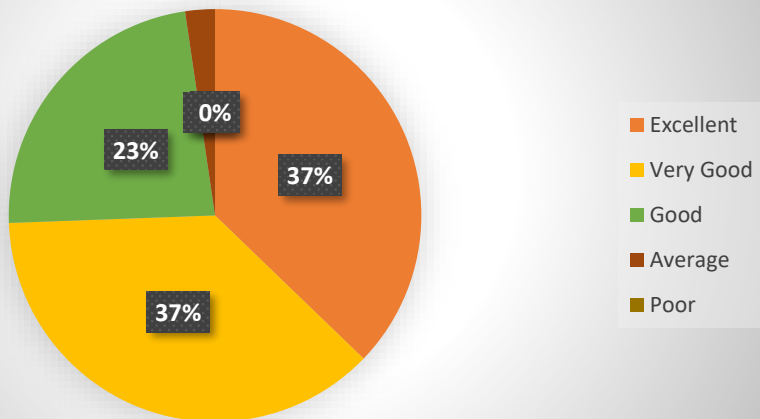
f. Sports facilities



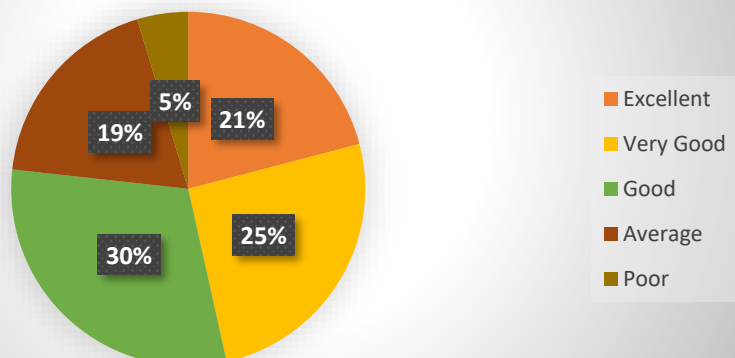
g. Laboratory facilities



h. Examination system



i. Student amenities such as bus, wifi etc.



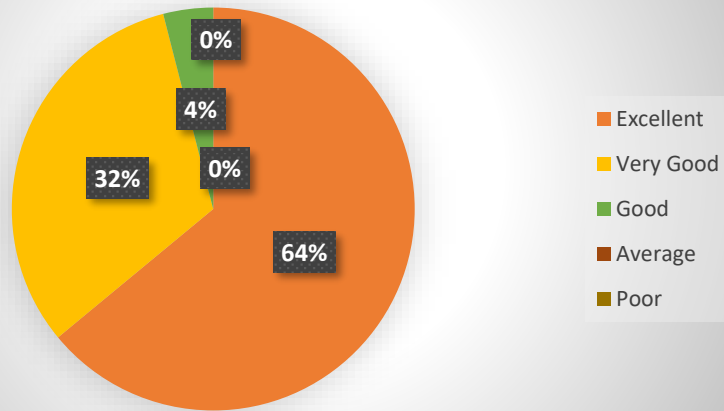
Parents feedback 2022-23 Data

| | | 5 | 4 | 3 | 2 | 1 | Total |
|---|--|------------|------------|------------|-----------|----------|--------------|
| a | Security of the ward | 20 | 15 | 8 | 0 | 0 | 43 |
| b | Discipline | 15 | 17 | 9 | 2 | 0 | 43 |
| c | Quality of teaching | 25 | 11 | 6 | 1 | 0 | 43 |
| d | Extra curricular activity | 4 | 22 | 15 | 2 | 0 | 43 |
| e | Campus atmosphere | 6 | 25 | 10 | 1 | 1 | 43 |
| f | Sports facilities | 11 | 11 | 16 | 4 | 1 | 43 |
| g | Laboratory facilities | 9 | 16 | 14 | 3 | 1 | 43 |
| h | Examination system | 16 | 16 | 10 | 1 | 0 | 43 |
| i | Student amenities such as bus, wifi etc. | 9 | 11 | 13 | 8 | 2 | 43 |
| | | 115 | 144 | 101 | 22 | 5 | 387 |

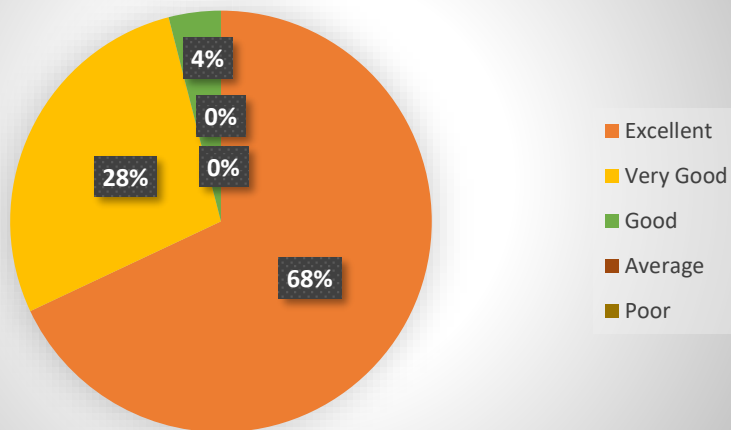
1= Poor, 2= Average, 3= Good, 4= Very Good, 5= Excellent

Parent's Feedback 2021-22

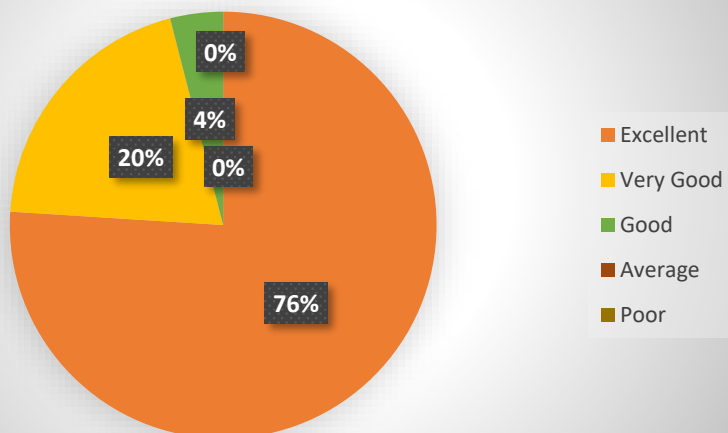
a. Security of the ward



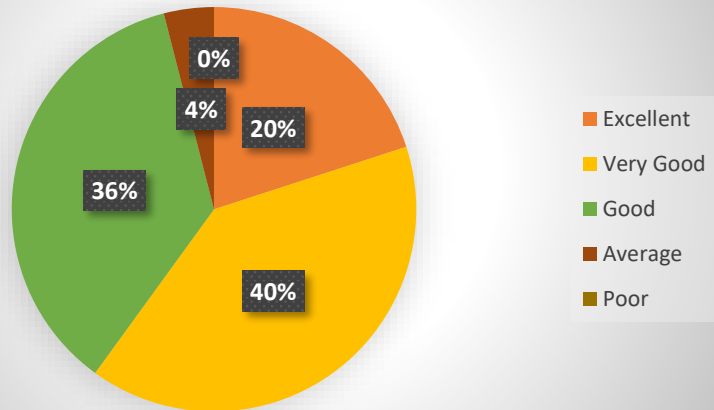
b. Discipline



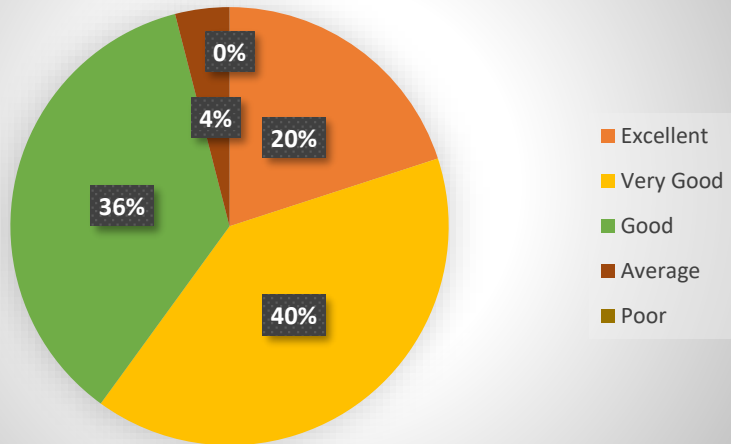
c. Quality of teaching



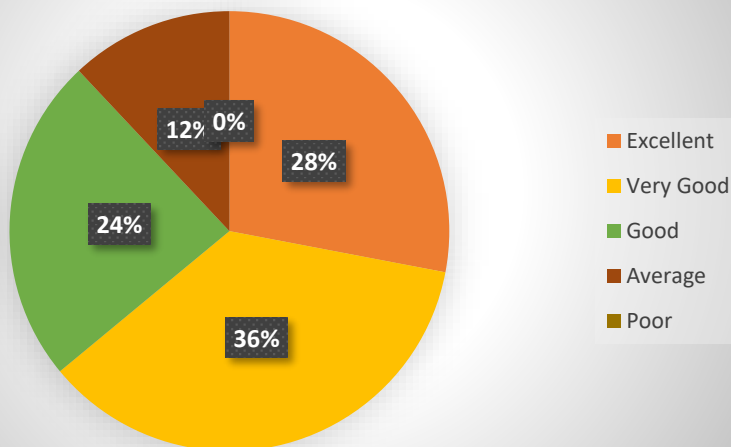
d. Extra curricular activity



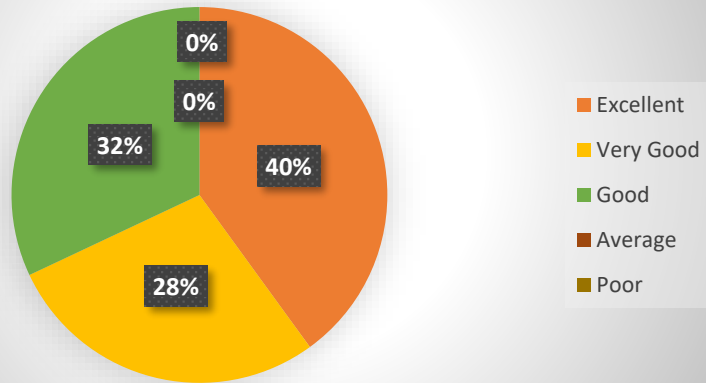
e. Campus atmosphere



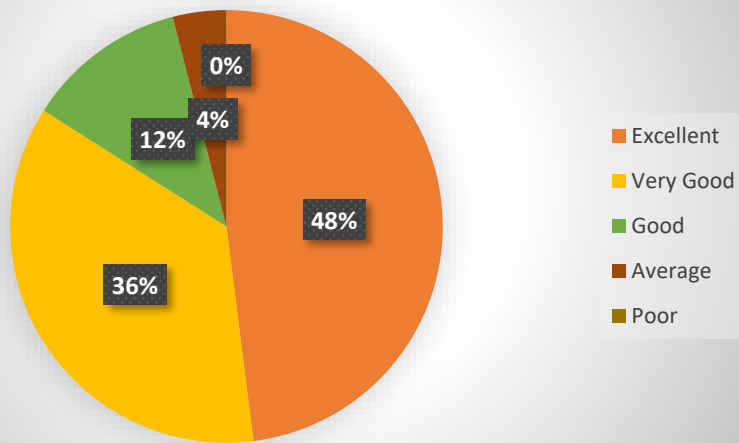
f. Sports facilities



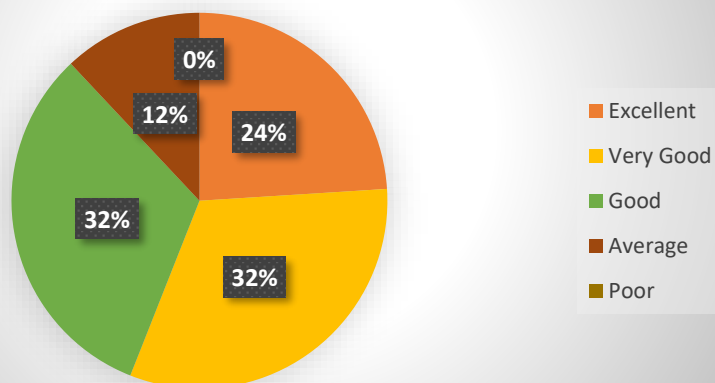
g. Laboratory facilities



h. Examination system



i. Student amenities such as bus, wifi etc.



Parents feedback 2021-22 Data

| | | 5 | 4 | 3 | 2 | 1 | Total |
|---|--|-----------|-----------|-----------|----------|----------|------------|
| a | Security of the ward | 16 | 8 | 1 | 0 | 0 | 25 |
| b | Discipline | 17 | 7 | 1 | 0 | 0 | 25 |
| c | Quality of teaching | 19 | 5 | 1 | 0 | 0 | 25 |
| d | Extra curricular activity | 5 | 10 | 9 | 1 | 0 | 25 |
| e | Campus atmosphere | 5 | 10 | 9 | 1 | 0 | 25 |
| f | Sports facilities | 7 | 9 | 6 | 3 | 0 | 25 |
| g | Laboratory facilities | 10 | 7 | 8 | 0 | 0 | 25 |
| h | Examination system | 12 | 9 | 3 | 1 | 0 | 25 |
| i | Student amenities such as bus, wifi etc. | 6 | 8 | 8 | 3 | 0 | 25 |
| | Total | 97 | 73 | 46 | 9 | 0 | 225 |

1= Poor, 2= Average, 3= Good, 4= Very Good, 5= Excellent